

**Four Year Lesson    Theme: Jesus welcomes the children    October 4, 2020**

**Getting ready:**

Begin with an opening prayer/song

Use one you know or you could use one of the following:

Hello Friends (wave)

What do you say? (Shake hands)

Are you ready to learn about Jesus today? (Fold hands in prayer)

So clap your hands,

And stomp your feet,

Jump up and down,

And have a seat.

Dear Jesus,

Please show me how to spend this day

Sharing your LOVE in every way

Help me to be kind to everyone

To play and laugh and have lots of fun

Shining your light and giving your grace

Sharing your JOY with a smile on my face

**Teach**

Show the provided picture to introduce the bible story. (At end of lesson)

Tell the children to listen carefully to find out what happens to the children in the story.

Read the bible story- If you can place the adapted version of the story in the bible to appear to be reading directly from the Bible.

### Jesus Blesses the Children

Many people came to Jesus to listen to Him. One day some people brought their children to Jesus. They wanted their children to be close to Jesus.

Some of Jesus' special friends and helpers told the people to stay back. They told them not to let the children get too close to Jesus and not to bother Him.

When Jesus saw and heard what his helpers were doing, he stopped them and said, "Let the children come to me. Children are very special to God and close to Him. You need to love and trust God as children do."

Jesus took the children into His arms, put his hands on them and blessed them. After that Jesus and his friends went to another place. Based on Matthew 19:13-15, Mark 10:13-16, Luke 18:15-17

### Recall the story:

Why did people bring children to Jesus?

What did Jesus say to his helpers?

What did Jesus do?

**Complete the craft:** Have children glue the hands on the cross and then glue the heart in the middle. Have students glue hearts on the cross to decorate.

Read the heart aloud to let them hear their name.



Also complete the poster- I Can Chart (provided)

The title "I Am Special" will be at the top.

When finished, talk about how special they are and how loved they are by Jesus.

Finger play you can use:

Ten little fingers (wiggle them)

Ten little toes (touch toes)

Two little eyes (gently touch them)

One little nose (point to and wiggle nose)

One little heart to love Jesus (Cross arms over heart) Put them all together and what have you got?

You've got me! And that's a lot! (point to self)

### Connect with child's life

How can you show your family you are special?

How can you thank Jesus for loving you?

Show coloring page-

The children can work on coloring page.

Cut on dotted line. As the children put them back together have them say Jesus' words, "Let the children come to me,"

### Closing prayer:

Children repeat each line after you say it



Thank you, Jesus, for loving the children.


Thank you, Jesus, for loving me.

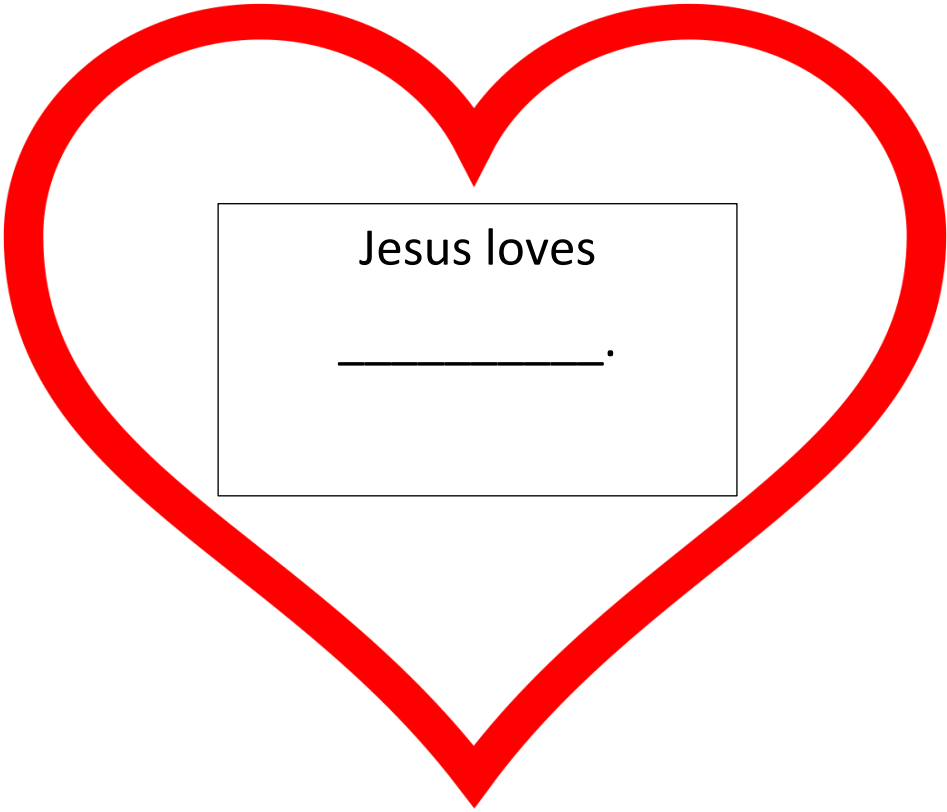
Together let us pray, "Amen."



Copyright © RCL Benziger








Jesus loves

\_\_\_\_\_.



# I Am Special



I can \_\_\_\_\_.

I can \_\_\_\_\_.

I can \_\_\_\_\_.

I can \_\_\_\_\_.

I can \_\_\_\_\_.

I can \_\_\_\_\_.

Jesus loves me!



